



**SYNC LOGISTICS**  
**YOUR FORWARDING PARTNER**

# Agenda

- 
- ◆ **Company Overview**
  - ◆ **Global Market Prediction**
  - ◆ **Our Mid-Term Goal**
  - ◆ **Our Services**
  - ◆ **Our Financial Highlights**
  - ◆ **Fundamental Roles of Alliance Partners**
  - ◆ **Statistics**

# Company Overview



## ➤ MISSION

**UNLOCK POTENTIAL, CREATE THE WORLD**  
Creating a world tinged with potential.

## ➤ VISION

**YOUR FORWARDING PARTNER**  
We help push society and your business forward.  
Employees / Customers / Partner Companies

## ➤ WHO WE ARE

### ① **DILIGENCE**

**While keeping synergy in mind, we will continue to be diligent in creating engaging services**

### ② **PROFESSIONALISM**

**We are trustworthy professionals whose professionalism is rooted in responsible words and actions.**

### ③ **UNIQUENESS**

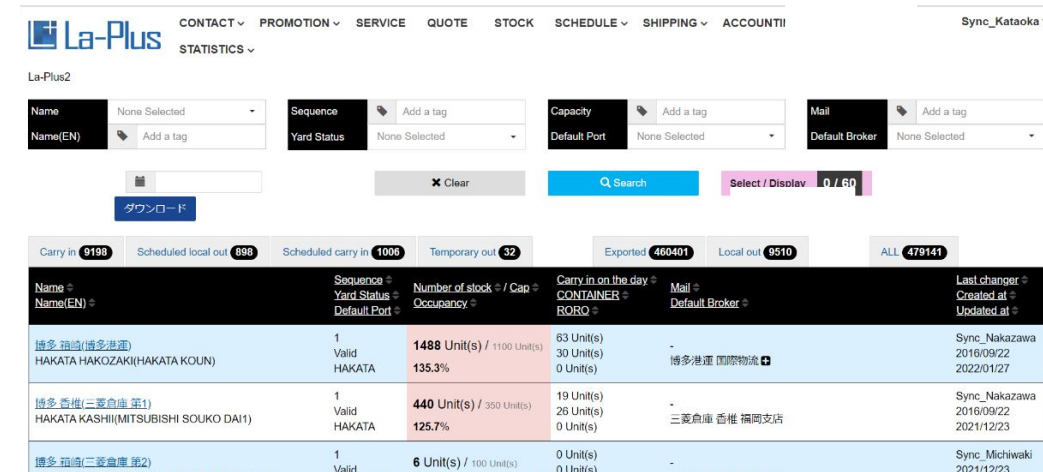
**Our employees continually improve their skills while understanding and respecting each other's uniqueness.**

# Company Overview ~ Strength ~

## ◆ DX in shipping documents procedures

- Global Trade Platform “La-Plus”

<https://la-plus2.sync-logi.com/#/home>



The screenshot shows the La-Plus2 web application interface. At the top, there is a navigation menu with options like CONTACT, PROMOTION, SERVICE, QUOTE, STOCK, SCHEDULE, SHIPPING, and ACCOUNT. Below the menu, there are several filter and search options including Name, Sequence, Capacity, Mail, Yard Status, Default Port, and Default Broker. A search bar and a 'ダウンロード' (Download) button are also visible. Below the filters, there is a summary row with various counts: Carry in (9198), Scheduled local out (898), Scheduled carry in (1006), Temporary out (32), Exported (400401), Local out (9510), and ALL (479141). The main part of the screenshot is a table with the following columns: Name, Sequence, Yard Status, Default Port, Number of stock / Cap, Occuancy, Carry in on the day, CONTAINER, BORQ, Mail, Default Broker, Last changer, Created at, and Updated at.

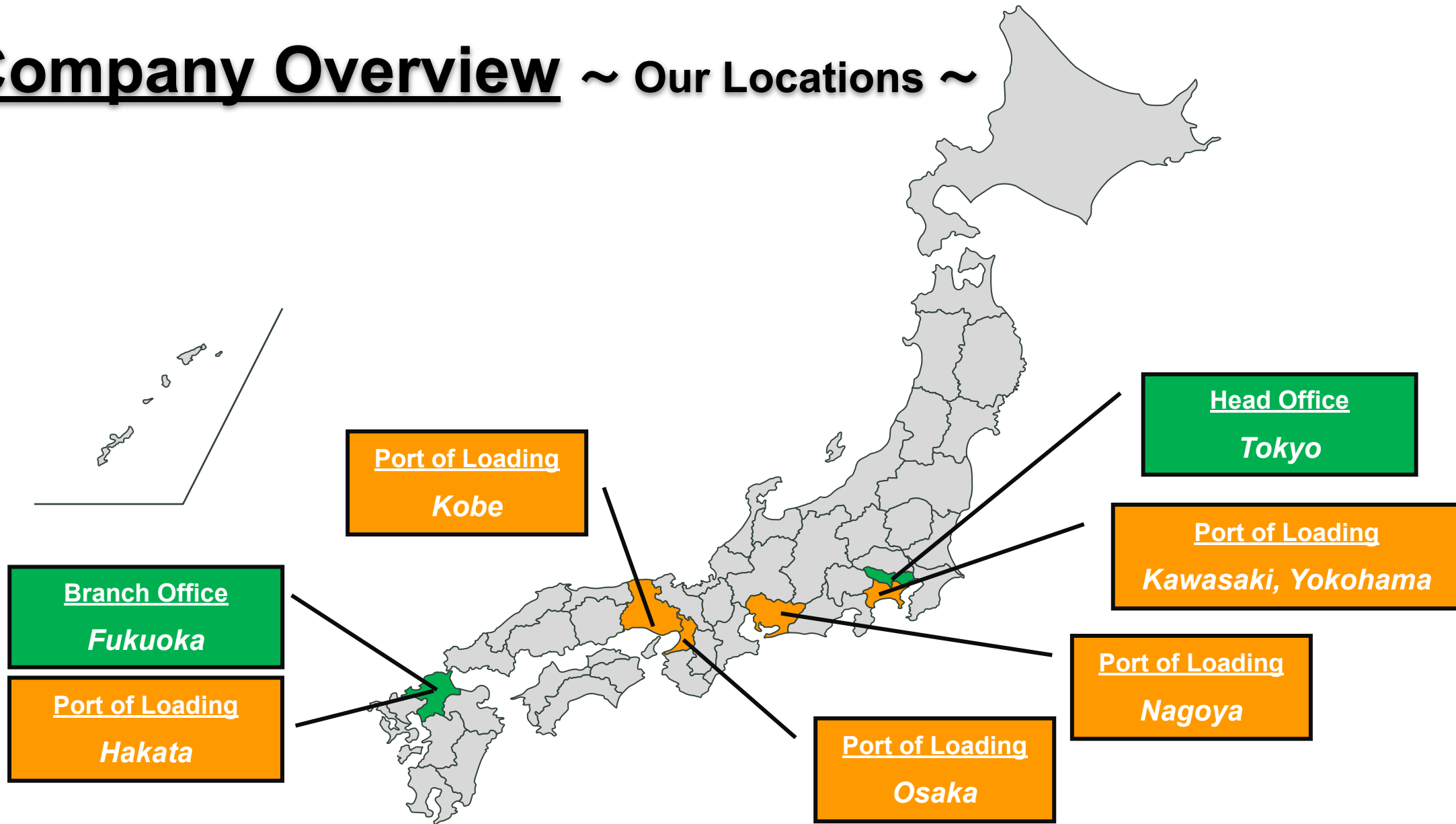
Name	Sequence	Yard Status	Default Port	Number of stock / Cap	Occuancy	Carry in on the day	CONTAINER	BORQ	Mail	Default Broker	Last changer	Created at	Updated at
博多 箱崎(博多港運) HAKATA HAKOZAKI(HAKATA KOUN)	1 Valid	HAKATA		1488 Unit(s) / 1100 Unit(s)	135.3%	63 Unit(s) 30 Unit(s) 0 Unit(s)			-	博多港運 国際物流	Sync_Nakazawa	2016/09/22	2022/01/27
博多 香椎(三菱倉庫 第1) HAKATA KASHII(MITSUBISHI SOUKO DA1)	1 Valid	HAKATA		440 Unit(s) / 350 Unit(s)	125.7%	19 Unit(s) 26 Unit(s) 0 Unit(s)			-	三菱倉庫 香椎 福岡支店	Sync_Nakazawa	2016/09/22	2021/12/23
博多 箱崎(三菱倉庫 第2)	1 Valid			6 Unit(s) / 100 Unit(s)		0 Unit(s) 0 Unit(s)			-		Sync_Michiwaki		2021/12/23

## ◆ Countrywide Yards Operation

- Operate 11 yards(7,000+ units capacity)
- Prevent stagnation of shipping
- Secure stable storage areas for exporter



# Company Overview ~ Our Locations ~



# Company Overview ~



Japan Used Motor Vehicle Exporters Association  
**JUMVEA** 日本中古車輸出業協同組合 [ジャンベア]  
 Approved by Government of Japan  
 (Ministry of Economy, Trade and Industry)

## JUMVEA (Japan Used Motor Vehicle Association)

- Established in

**1995**

- Approved by Government of Japan

**1997**

- Members (companies)

**196**



Business regarding cooperative buying



Business regarding joint-custodial matters



Business regarding joint-inspection



Business regarding the lending of business funds



Business regarding education and related information



Market development for exports



Business regarding cooperative export



Business regarding cooperative shipping

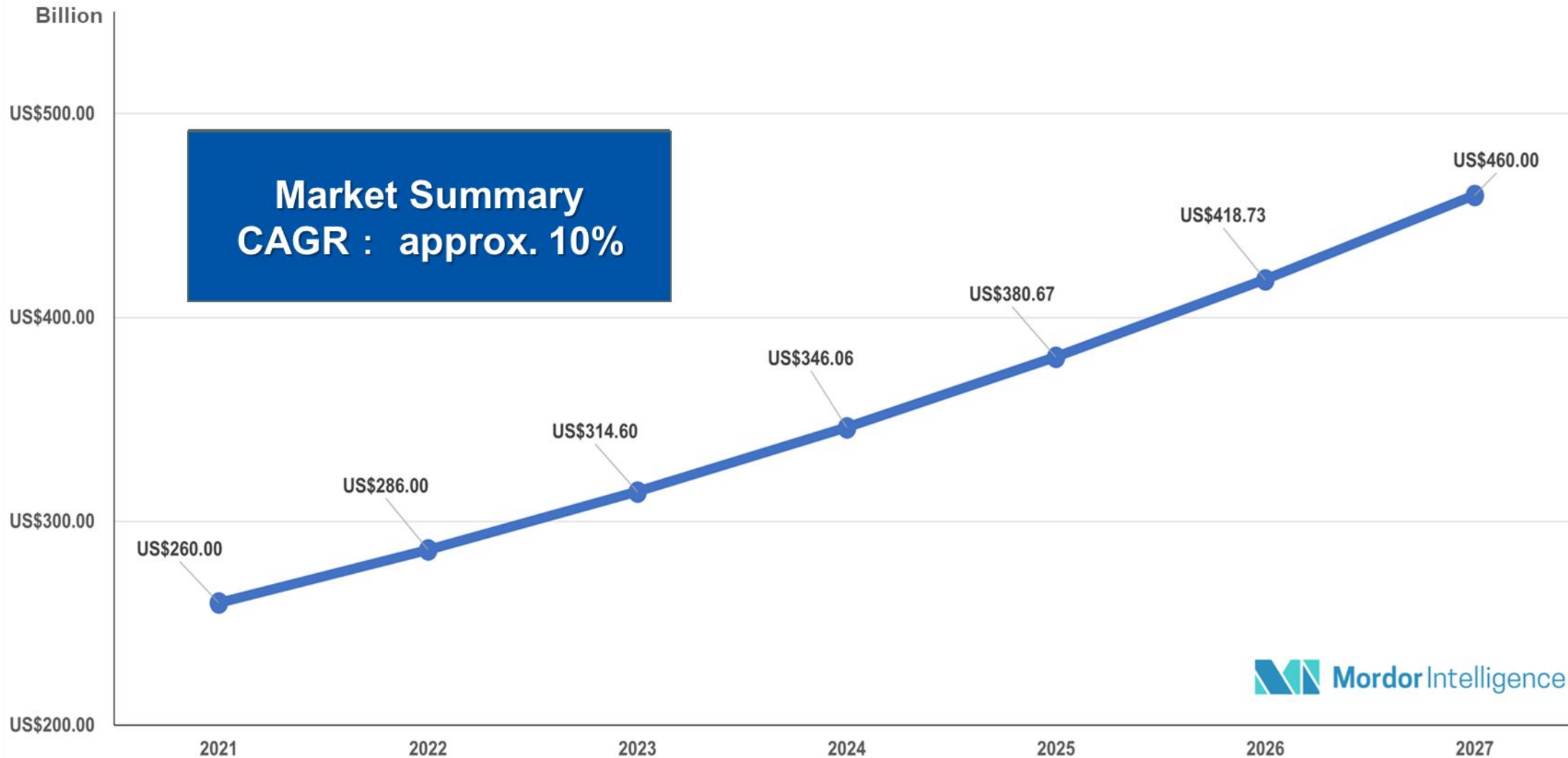


Business regarding debt guarantee to financial institutions



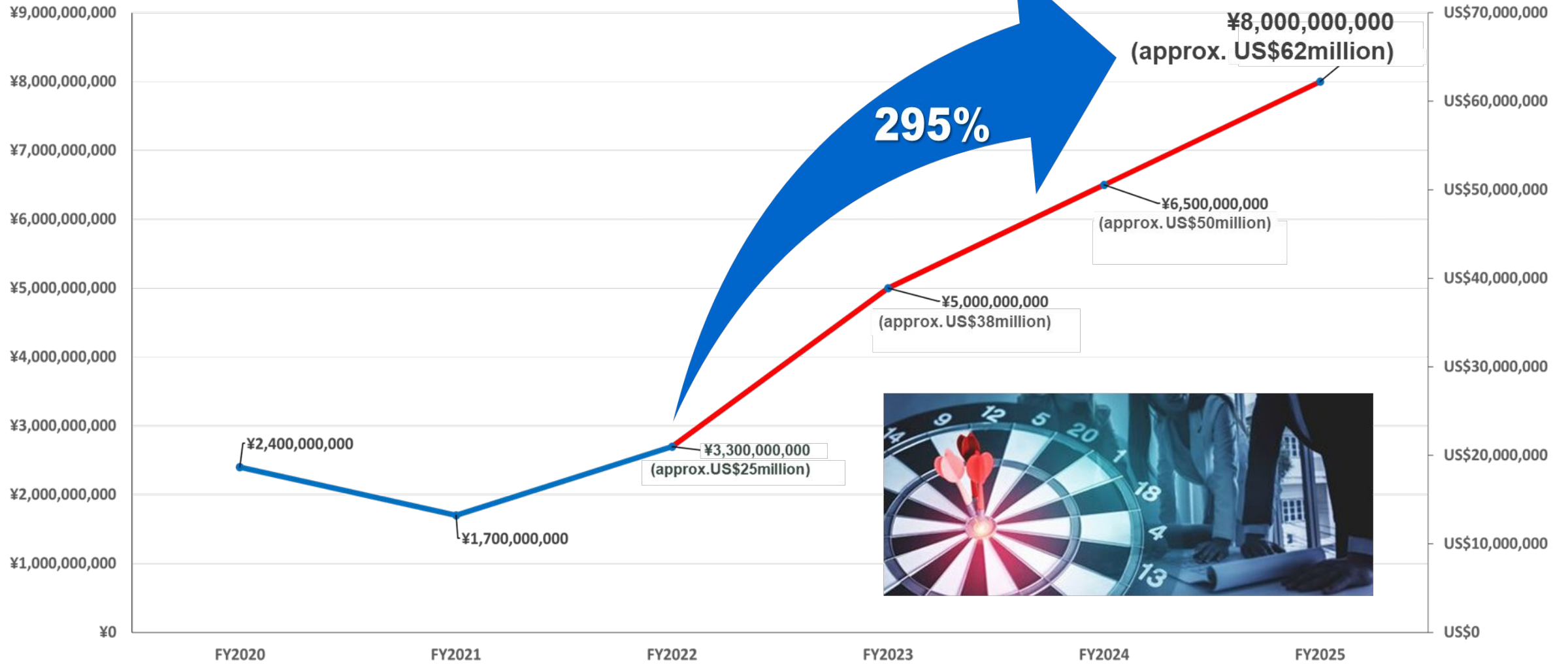
Business regarding benefits

# Global Market Prediction \*second-hand vehicle sales



# Our Aim

グラフタイトル





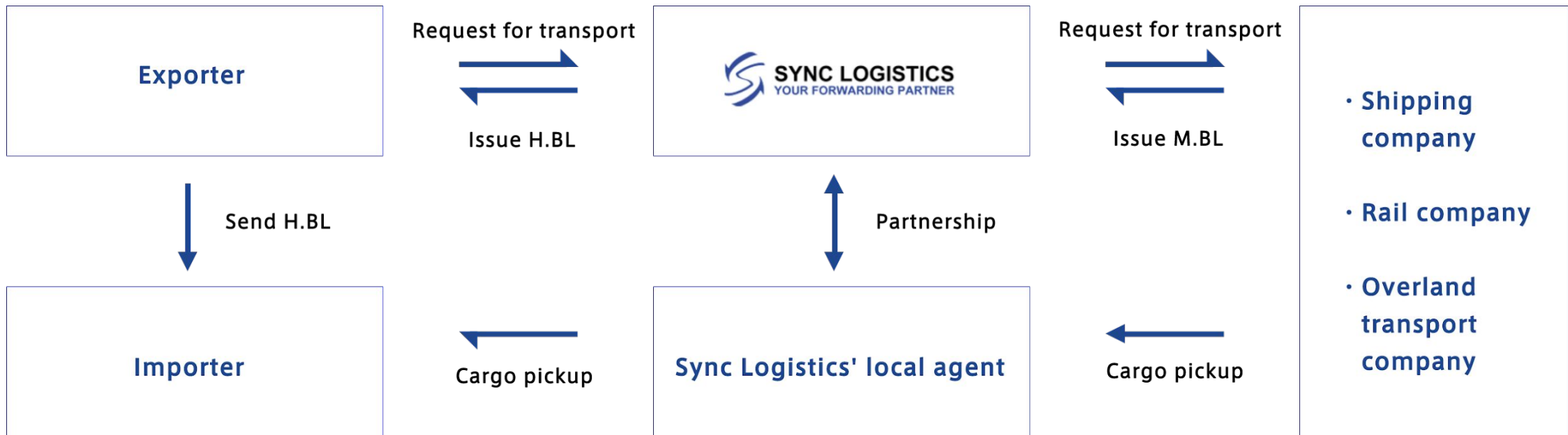
# Our Services ~ Yard Operations for Automobile Exports ~



# Our Services ~ Automobile Exports and Freight Forwarding ~

Freight Forwarder Specializing in Automobile Exports (NVOCC)

Tailor-made logistics services combining the capabilities of transporters with ships, trains, and trucks



# Our Financial Highlights



# Fundamental Roles of Alliance Partners





**Last but not least**



**Thank you for attention**  
**මොහොම ස්තූතියි**  
**ありがとうございます**

# APPENDIX

# Statistics ~Total Export Volume (2018 to 2022)~

Destination	Entire Industry	SYNC
Australia	49,388	546
Bangladesh	120,190	299
Fiji	27,565	270
Georgia	66,402	36,295
Ghana	41,347	525
Indonesia	1,163	15
Jamaica	141,282	8,891
Kenya	353,437	6,781
Korea	751	120
Malaysia	119,213	1,794
Maldives	6,333	3,840
Mauritius	31,354	4,799

Destination	Entire Industry	SYNC
Mongolia	281,749	107,661
Pakistan	140,320	9,895
Qatar	5	N/A
Russia	719,855	13,044
Sri Lanka	117,600	4,740
Tanzania	297,253	24,587 Including Zambia
Thailand	116,847	10,582
UAE	717,923	2,730
UK	69,034	3,998
USA	47,344	1,833
Vietnam	900	N/A
Zambia	55,612	To be Included in Tanzania



# Statistics ~Top 10 Destinations • Total Export Volume (2018 to 2022)~

Destination	Entire Industry	Destination	SYNC
Russia	719,855	Mongolia	108,637
UAE	717,923	Georgia	36,769
Kenya	353,437	Tanzania	24,587 Including Zambia
Tanzania	297,253	Russia	13,044
Mongolia	282,689	Thailand	10,582
Jamaica	141,252	Pakistan	9,895
Pakistan	140,320	Jamaica	9,016
Bangladesh	120,190	Kenya	6,781
Malaysia	119,213	Mauritius	4,799
Sri Lanka	117,600	Sri Lanka	4,740

# Statistics YoY (2021 vs 2022)

Destination	Entire Industry	SYNC
Australia	141.9%	558.5%
Bangladesh	103.3%	74.2%
Fiji	124.0%	292.9%
Georgia	95.6%	161.4%
Ghana	50.7%	22.1%
Indonesia	259.3%	N/A
Jamaica	111.9%	138.4%
Kenya	83.5%	114.4%
Korea	156.7%	215.4%
Malaysia	179.2%	190.6%
Maldives	231.9%	291.1%
Mauritius	113.8%	68.5%

Destination	Entire Industry	SYNC
Mongolia	72.8%	71.4%
Pakistan	33.5%	19.4%
Qatar	N/A	N/A
Russia	131.6%	139.5%
Sri Lanka	4.3%	17.9%
Tanzania	113.5%	199.7%
		<small>Including Zambia</small>
Thailand	127.5%	88.0%
UAE	113.0%	19.4%
UK	122.7%	150.1%
USA	139.5%	198.5%
Vietnam	126.4%	N/A
Zambia	141.5%	<small>To be Included in Tanzania</small>

# Statistics ~Top 10 Destinations • YoY (2021 vs 2022) ~

Destination	Entire Industry	2021 Volume	2022 Volume
Indonesia	259.3%	150	389
Maldives	231.9%	1,039	2,049
Malaysia	179.2%	20,792	37,265
Korea	156.7%	150	235
Australia	141.9%	13,350	18,950
Zambia	141.5%	13,833	19,579
USA	139.5%	11,380	15,878
Russia	131.6%	162,249	213,522
Thailand	127.5%	27,631	35,235
Vietnam	126.4%	220	278

Destination	SYNC	2021 Volume	2022 Volume
Australia	558.5%	65	363
Fiji	292.9%	14	41
Maldives	291.1%	661	1,924
Korea	215.4%	26	56
Tanzania	199.7%	5,010	10,006 Including Zambia
USA	198.5%	473	939
Malaysia	190.6%	572	1,090
Georgia	161.4%	3,324	5,366
UK	150.1%	585	878
Russia	139.5%	2,242	3,127